


Øglaend System ETIN tubing clamps and the SPBE cable tray “snap-together” in no time

ETIN tubing clamps give 60-70% cost savings!



P
A
G
E

The ETIN Tubing Clamp is patented.
Manufactured by Øglaend System of Norway.

**MINIMAL MOUNTING TIME
3 PARTS PER TUBING PAIR
FRONT-MOUNTED**

Clamps for instrument tubing
(process/hydraulic/pneumatic).

Designed for inexpensive, easy and time-saving
assembly based on “press-lock” principle.

Adapted to Øglaend System cable trays type SPBE,
can also be mounted on type SPB
and the ladders LOE (light and medium duty)
and OE (heavy duty).

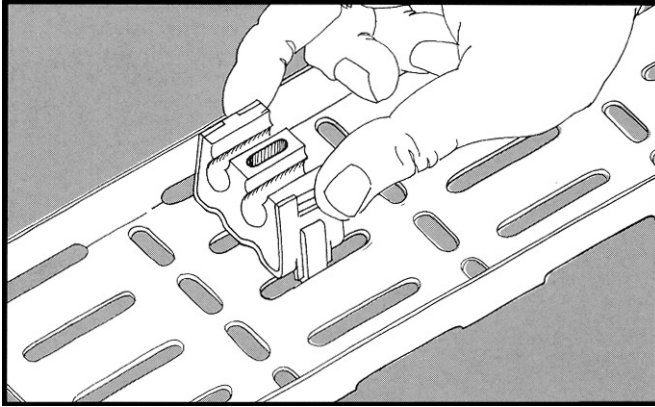
BACK TO

PLEASE SEE FOLLOWING PAGES FOR FURTHER DETAILS

CATALOGUE

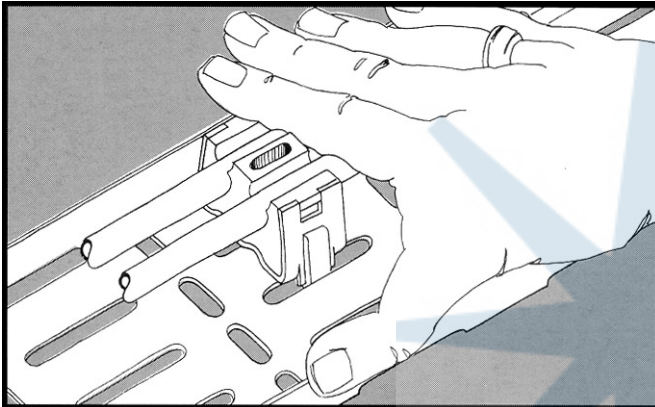
Øglaend System

ETIN clamp - can be front-mounted by one hand!



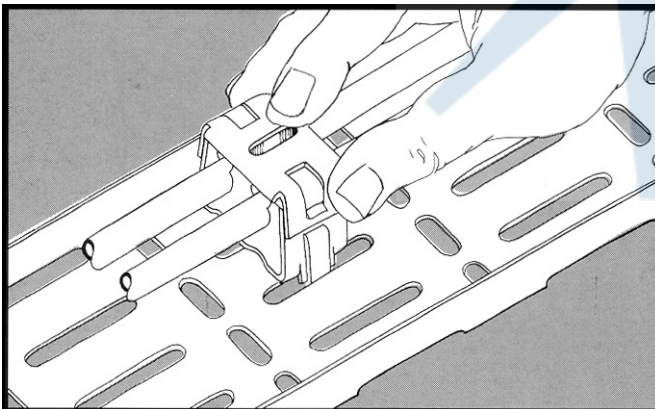
1. CLIP THE CLAMP

The clip secures the clamp to the tray. A great advantage when mounting on walls or ceilings. Disassembling/moving is equally easy. The triangular shape of the clip-holders prevents breakage of clip arms.



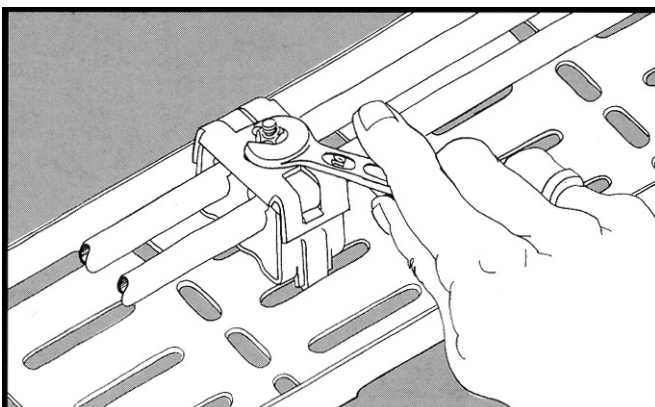
2. PRESS-LOCK TUBING

Press tubing into place in the clamp. The recess in the clamp jaw closes around the tubing and takes over the securing function. The tubing is kept isolated from the steel jacket of the clamp, whether using a single clamp with cover or twin clamps with cover.



3. CLIP OVER TIGHT

Clip on the clamp cover in the same way as the clamp. The unit is now ready for permanent securing using the ETIN clamp's self-locking, through-bolt.



4. SELF-LOCKING BOLT

The tie bolt comes with a lock nut, ready for assembly. Put the specially designed head down through the centre hole. It will lock the clamp to the tray at the same time as the lock nut is tightened.

Disassembly is done just as easily: loosen the nut and withdraw the bolt by twisting it the opposite direction.

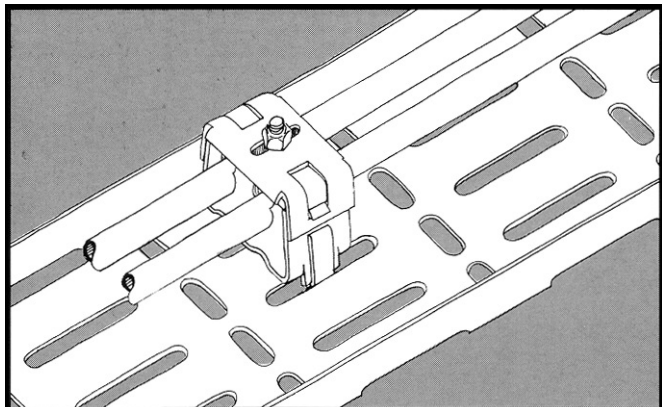
P
A
G
E

BACK TO

**THE ONLY TOOL YOU NEED IS A
10MM SPANNER**

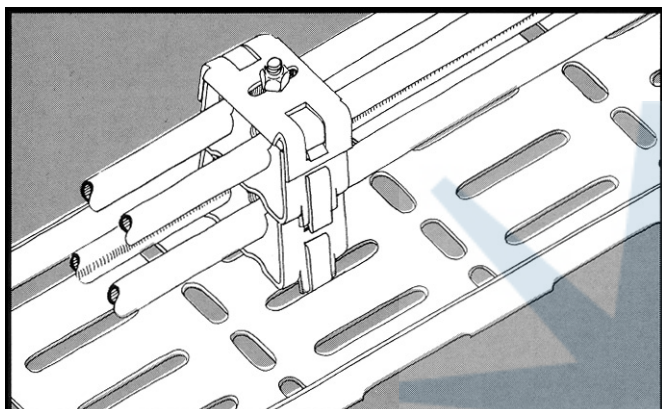
CATALOGUE

**Major assembly work
is even easier.
E.g.: 8 tubes = 8 parts!**



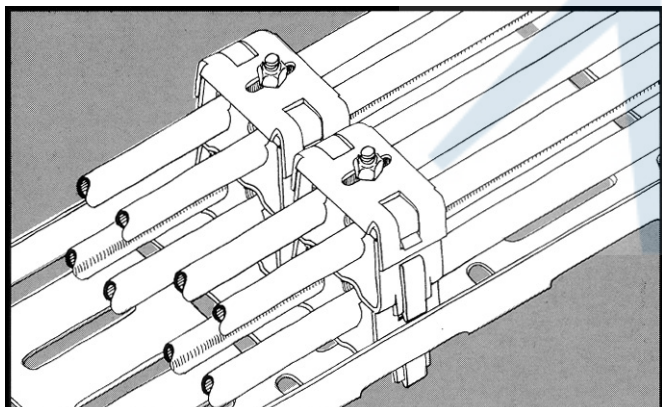
EFFICIENCY INCREASES WITH AMOUNT OF WORK

The illustrations show the efficiency of the clamp when mounting large numbers of tubes. The ETIN clamp mounted on SPBE trays provides maximum use of space. An improved hole pattern without dead zones means that the entire width of the tray can be used. For greater widths and mounting of many tubes, front-mounting of the ETIN clamp has many advantages and give you a considerably financial gain. The parts are the same. All you need to remember is:
Two different bolts, one cover per bolt, one clamp per tubing pair, and the tubing dimension.




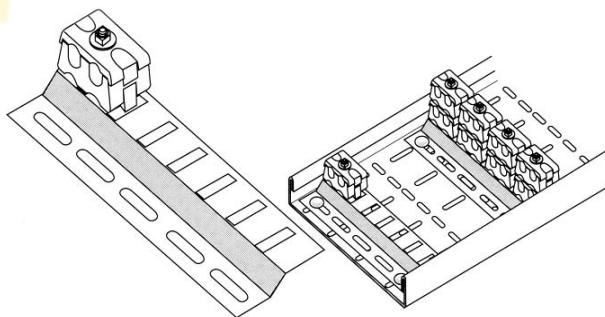
ETIN CLAMPS ARE MANUFACTURED IN ACID-RESISTING STEEL AND PLASTIC

The clamp's material composition and design combine easy mounting with good attachment (press-lock). A stainless spring steel jacket encloses a flexible plastic jaw. The plastic material absorbs noise and vibration, has a high melting point and is flame-retardant without emitting poisonous gases during fire. Delrin is chemical-resistant and hardly influenced by known temperatures or atmospheric conditions.



THIS TUBING PROFILE BELOW MAKES ALL TYPES OF CABLE TRAYS SUITABLE FOR INSTRUMENT TUBING BY ETIN CLAMP

This tubing profile is fixed to any cable tray with two screws to obtain the efficiency of maximum use of space. The tubing profile's length is 190mm with a capacity of 16 pipes using 4 twin Etin clamps.



It pays to use the ETIN from the very first clip!

Compare the ETIN clamp with all competing clamps on the market. ETIN has been developed for better project economics.

The largest jobs give you the greatest advantages.

Front-mounting is only one of them.

**P
A
G
E**

BACK TO

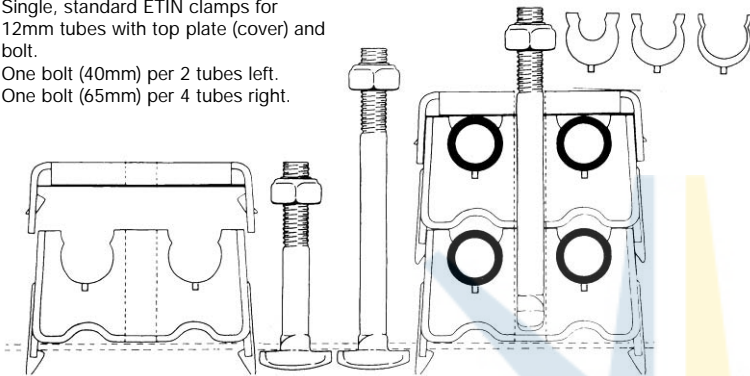
CATALOGUE

Compare ETIN with competing clamps, it pays!

MANY PARTS COMPLICATE MATTERS

One of the common denominators of ETIN's competitors is many parts and/or little flexibility. Bolts with loose washers and nuts that require nimble hands for support on the back during mounting operations are still common. Brackets, clamp jaws, top plates and lock plates are other loose parts that must be fitted on site and take a lot of time and increase the cost of the work at all stages!

Single, standard ETIN clamps for 12mm tubes with top plate (cover) and bolt.
One bolt (40mm) per 2 tubes left.
One bolt (65mm) per 4 tubes right.



THE ETIN CLAMP IS SAFE DURING FIRE

In the event of unnatural heating or fire the plastic core will melt and the tubing assembly will lie freely in the clamp's steel jacket. The steel jacket encloses the tubes so that they do not fall out, blocking escape routes. An important safety detail. Because of the ETIN clamp's simple design, repair work following damage caused by heat/fire is reduced to very fast disassembly and reclamping. - Select a clamp type that does not loosen and fall out if the plastic jaw should melt.

Øglaend System ETIN has only advantages!

FEW PARTS ARE MORE EFFICIENT

The greatest benefit from using the Øglaend ETIN clamp is easier and quicker mounting. Few parts also simplify ordering, storage, delivery and handling and make it easier to supplement, provide better project control and greater flexibility. Loss during mounting is reduced to a minimum. The ETIN clamp combines all these advantages with reasonable price. Mounted on the SPBE tray you also obtain minimum use of space.

Adapters for 3/8", 5/16" and 1/4" diameters.

Lugs lock adapter into clamps.

4 tubes = 4 parts

Here you see four 12mm tubes mounted in a twin ETIN clamp with top plate and bolt, clipped together to a self-supporting unit.

Insert the bolt through the hole. This locks the clamp to the cable tray through tightening one of the nuts.

ETIN TUBE CLAMP ORDERING LIST:

Imperial tube (colour grey)		
FOR MAX. TUBE DIM. 1/2"	Type inch	Order No.
ETIN TUBE CLAMP	OE-CBI	77500
ADAPTER 1/2"-3/8"	OE-CA 1	77501
ADAPTER 1/2"-5/16"	OE-CA 2*	77502*
ADAPTER 1/2"-1/4"	OE-CA 3	77503
ETIN TOP PLATE	OE-CT	77422
ETIN BOLTS in SS COMPL. WITH NUTS:		
M6x40	OE-B1	77426
M6x65	OE-B2	77427
ETIN TUBING PROFILE		EAP